

Coagulation Line

BioSystems

Coagulometers, reagents and reference material.

Clinical analysis

human - centred biotech



The coagulation

Coagulation is a change of physical state of the blood due to the conversion of a soluble plasma protein, fibrinogen, into a solid gel, fibrin.

The management and control of anticoagulant therapy and the assessment of pre and post surgical states, among others requires a proper evaluation of the coagulation cascade.

Several tests help the physician in the diagnosis of alterate coagulation states and management of coagulopathy. The coagulation reagents haven been specifically validated to BioSystems coagulomenters.

Prothrombin Time (PT)

Principle of the method:

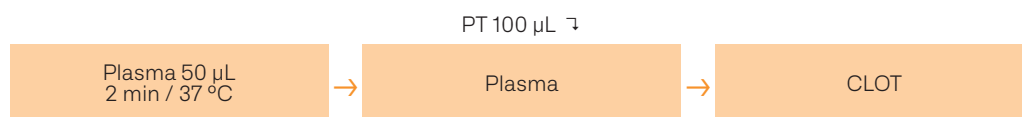
The addition of calcium thromboplastin to plasma induces the formation of the fibrin clot. The method measures the clot formation time.

Intended use:

- Screening assay used to monitor oral anticoagulant therapy.
- It helps detect and diagnose a bleeding disorder.

	Presentation	Code
PT	4x5 mL	61001

Procedure:



Activated Partial Thromboplastin Time (APTT)

Principle of the method:

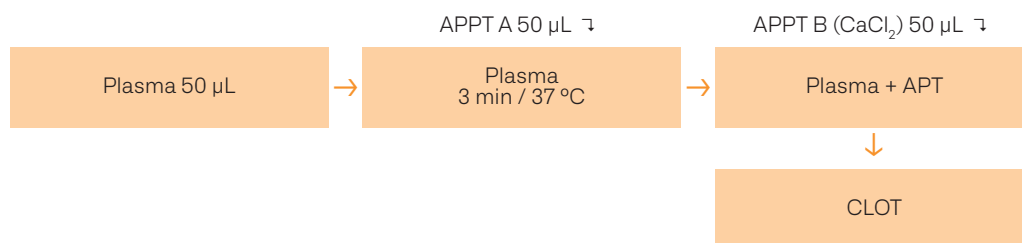
The addition of the phospholipid cephalin to plasma samples in the presence of calcium and an activator induces the formation of the fibrin clot. The method measures the clot formation time.

Intended use:

- Screening assay used in the monitoring of heparin therapy.
- As part of investigation of a possible bleeding disorder.

	Presentation	Code
APTT A	4x4 mL	61004
APTT B (CaCl ₂)	4x16 mL	61005
APTT (A+B)	A (4x4 mL) + B (4x16 mL)	61009

Procedure:



Fibrinogen Clauss

Principle of the method:

The addition of calcium thromboplastin to plasma induces the formation of the fibrin clot.

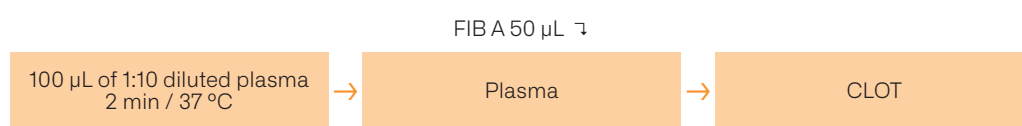
The method measures the clot formation time.

Intended use:

- Screening assay used to monitor oral anticoagulant therapy.
- It helps detect and diagnose a bleeding disorder.

	Presentation	Code
FIB A	4x2 mL	61002
FIB B (Imidazol)	4x15 mL	61003
FIB (A+B)	A (4x2 mL) + B (4x15 mL)	61020

Procedure:



Thrombin Time (TT)

Principle of the method:

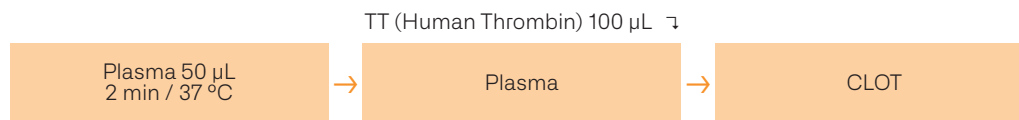
Addition of human thrombin to plasma samples induces the formation of fibrin clot. The method measures the clot formation time.

Intended use:

- To evaluate the level and function of fibrinogen.
- To detect heparin contamination.
- As part of investigation of a bleeding or thrombotic episode.

	Presentation	Code
TT	4x3 mL	61000

Procedure:



Calibrators and Controls

The **Coagulation Calibrator** is a lyophilized pooled human plasma containing component concentrations suitable for the calibration of measurement procedures.

The **Coagulation Control** is a lyophilized human plasma with stabilizer suitable for the quality control of the clinical laboratories. The product is intended for intralaboratory quality control purposes only and is supplied with intervals of suggested acceptable values.

	Presentation	Code
Calibrator	4x1 mL	61006
Calibrator	2x1 mL	61015



	Presentation	Code
Control I	4x1 mL	61007
	2x1 mL	61012
Control II	4x1 mL	61008
	2x1 mL	61013

The optimal complement
to your routine laboratory

Highlights

- Three models available: 1, 2 or 4 optical channels.
- Ready for the daily routine and the upcoming requirements.
- High quality results.
- Fully open system.
- Easy to use.
- No maintenance required.
- Color touch screen display.

Item

Quantity

Code

COAX coagulometer 1 optic channel	1 unit	85001
COAX coagulometer 2 optic channels	1 unit	85002
COAX coagulometer 4 optic channels	1 unit	85004
Cuvettes	500 units	85020

Specifications

- Printer and barcode reader available as accessories (2 RS 232 interfaces)
- Wavelengths: 405 nm and 620 nm
- Ethernet connection and firmware updates via USB
- Specifically validated reagents

Intended use:

It is designed for laboratory use only in a clinical environment and for trained users. It is not intended for home use.

Dimensions


115 mm

90 mm



225 mm





BioSystems S.A.
Costa Brava 30, 08030 Barcelona (Spain)
t. +34 933 110 000
www.biosystems.global



Management System
ISO 9001:2015
ISO 13485:2016
www.tuv.com
ID 0091006696

